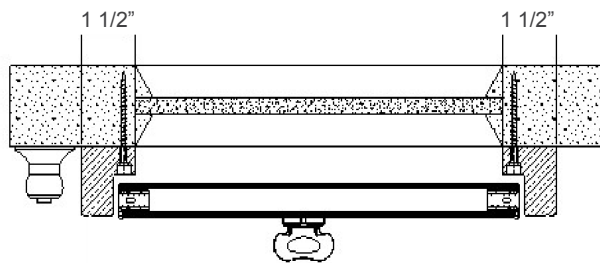
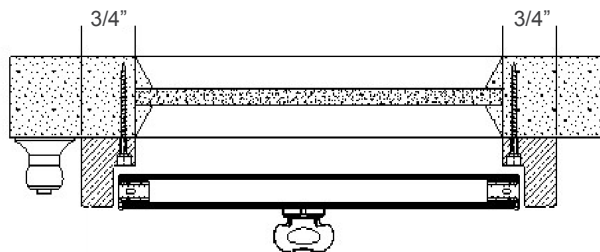


French Door Shade Measuring Instructions

Measuring for Windows without Trim:



Add 1 1/2" on each side of window opening for max frame-to-frame measurement

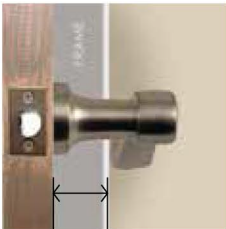


The L-frame design requires a minimum of 3/4" to avoid hitting the glass

Measuring for Windows with Trim:

- For windows with trim, add 1 9/16" on each side from the outside trim for max frame-to-frame measurement

NOTES:

- French Door Shade works especially well on doors with knobbed handles
-  Minimum 1 7/8" from door surface to door handle is needed to leave room for the frame

1 7/8"